

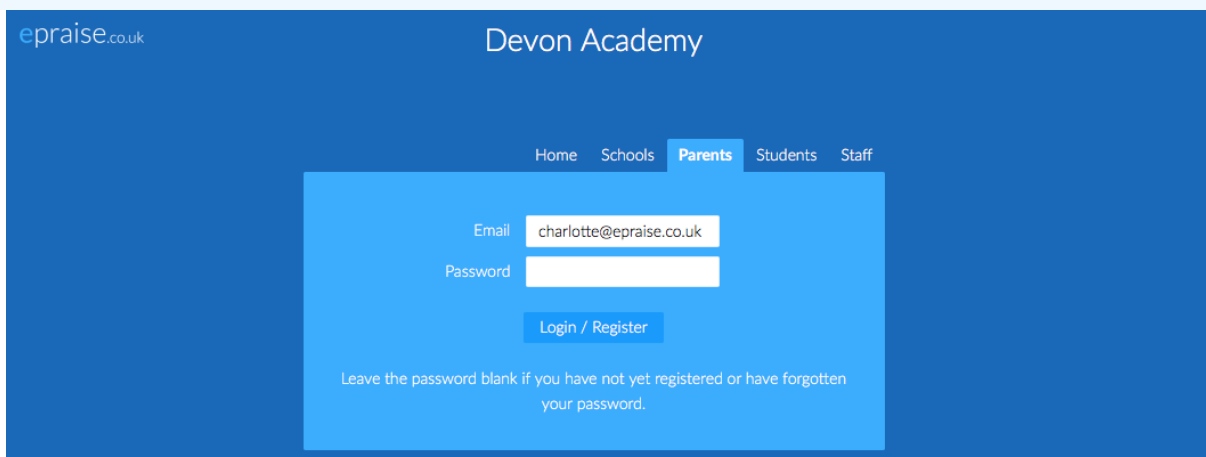
Registering on our website

Website

You may receive an invitation from your child's school which will contain instructions for you to follow. If you don't receive an invite, then you can register yourself by following these instructions:

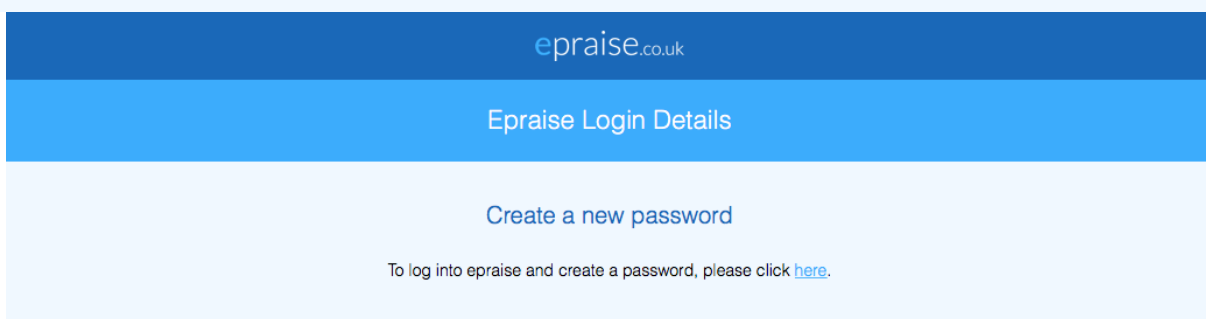
1. Go to epraise.co.uk
2. Click login
3. Select the correct school
4. Select the Parent tab
5. Enter the email address you gave to the school (leave the password blank)
6. Click the Login/Register button
7. Follow the instructions in the email that is sent to you

Please note that you can only access epraise if the school have added you as a parent. If your details are not recognised you will need to contact the school directly.



The screenshot shows the epraise.co.uk website for Devon Academy. The navigation menu includes Home, Schools, Parents (highlighted), Students, and Staff. The login form has an Email field containing 'charlotte@epraise.co.uk' and an empty Password field. A blue 'Login / Register' button is positioned below the fields. A note below the button reads: 'Leave the password blank if you have not yet registered or have forgotten your password.'

Once you have clicked the Login/Register button, you should receive an email that contains a link to create your epraise password.



The screenshot shows an email from epraise.co.uk titled 'Epraise Login Details'. The main content of the email is a blue button that says 'Create a new password'. Below the button, the text reads: 'To log into epraise and create a password, please click [here](#).'

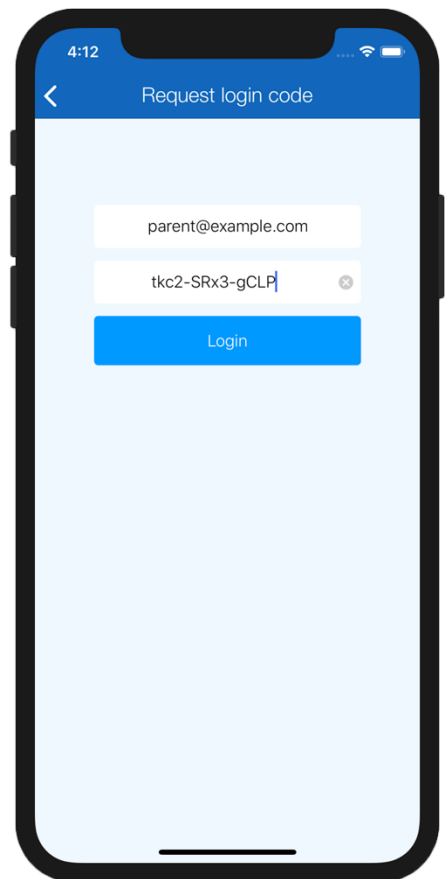
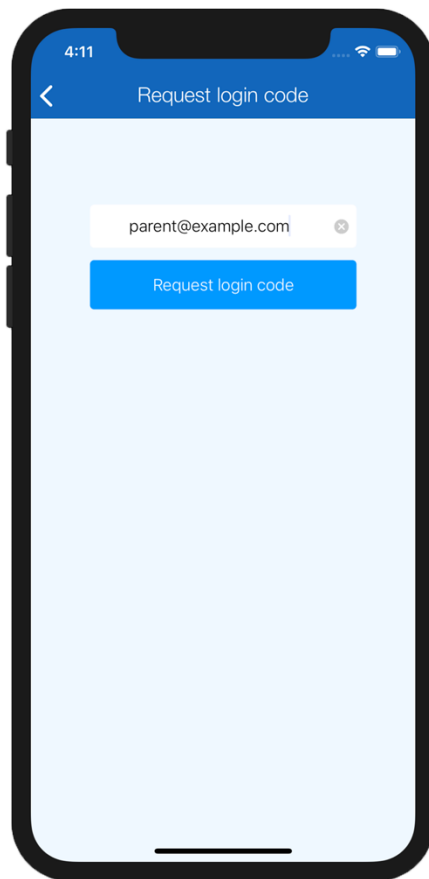
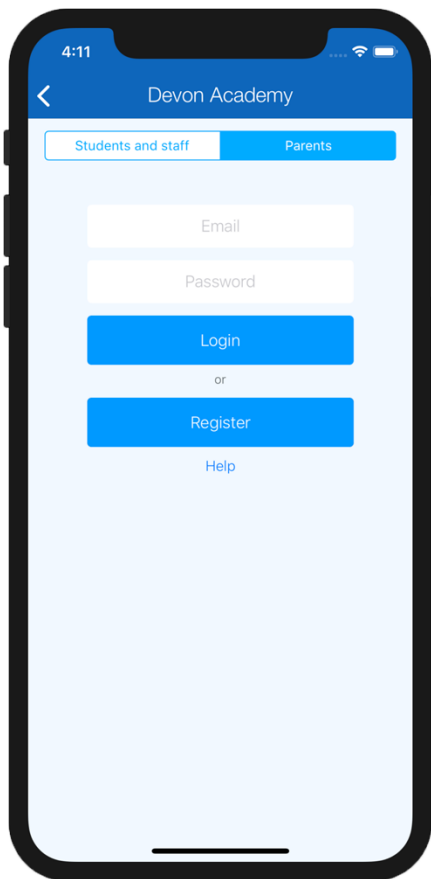
The link remains active for 24 hours so you will need to use it within that time or repeat the steps above to obtain a new email. Sometimes emails can take a few minutes to arrive or are automatically redirected to junk folders so please check this before contacting the school if you are unable to access the site.

Registering on our app

App

To register on our iOS or Android app you can:

1. Download our app (just search for epraise in your app store) and open it
2. Select your school
3. Tap the 'Register' button
4. Enter the email address that has already been given to the school
5. Tap the 'Request login code' button
6. Enter the login code sent via email
7. Tap 'Login'



Our app will log any user out that does not have a passcode or other authentication automatically whenever they leave the app, or after 30 days of inactivity if they do have authentication, to help provide a minimum level of security. You can use the 'Register' button to log in again in the future if you are logged out.