



Previous students have gone on to college to complete a wide range of creative courses, Level 3 qualifications, art foundations and degree level courses. A common choice after GCSE is A Level or a Level 3 BTEC course.



EXAM

Post 16

Another route to a creative career are apprenticeships, working and learning to develop a skill such as furniture design, jewelry making or digital editing.

ESA

40%

Checklists given, students add and develop their own tasks

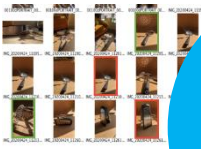
Bristol / London trip – photoshoots

Revisit both coursework projects – worth 60% before Christmas

Explore a wide range of subthemes. Students develop independence by choosing their own subtheme linking to personal interests

YEAR 11

11



Digital methods using Photoshop Pixlr and a wide range of phone apps AO2



Home Project

Photo shoots from around the home, using household objects, recording daily tasks. Every day experience.



Research Punk Fashion / Pearly Kings and Queens Grayson Perry David Bowie

Eco Fashion Project

Awareness: Young people can spread a message

YEAR 9

9



Link to Extinction Rebellion / Climate Change

Trashshoot Photoshoot



Design and make own fashion items. Final piece and sketchbook are assessed.



Recognise landmarks across the world

Landmarks Project

Research Hundertwasser / artist studies AO1

Apply colour and pattern to recognized buildings

Draw St Basil's Cathedral freehand, using basic shapes

Drawing using one- and two-point perspective



Understand population and over-populated areas. Research favelas

3D Cities Project

Using recycled materials to create 3D outcomes that can be joined together to create an installation



Jeroen Koolhaas and Dre Urhahn



Pop art portrait, digital comic strip and sketchbook are assessed.

Pop Art Project

Make props for living comic strip

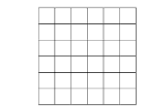


Work in groups to create a story for a 'living comic strip'




Tools Project

Observational drawing, using smaller grids



Photoshoot of tools – focus on perspective and composition

Contrast



Colour Theory Warm and Cool Complementary Harmonious Tints and Shades

Building confidence with drawing shapes and forms



Tom Hovey Research – Link to GBBO Illustration

Portraits Project

Discover 6 portrait artists that overcome adversity in different ways



Observational drawing AO3 THE BIG DRAW OCTOBER

Photoshoot – Link to performance, stage a shoot with costumes and backgrounds



Final portrait piece and sketchbook are assessed

Wayne Thiebaud research and pastiche – Grid drawings / paintings AO2

Sweet Treats Project – Mind maps AO1

YEAR 8

8

Understand the context of Pop Art in history

Sweet Treats Project

Create a mixed media 'Sweet Treat'. Final piece and sketchbook are assessed.



Designing sweet treats – AO3

Illustration competition – Swindon Youth Literature Festival

Charlie and the Chocolate factory AO1

Build teams Share equipment Group work – Photographing sweets

welcome